

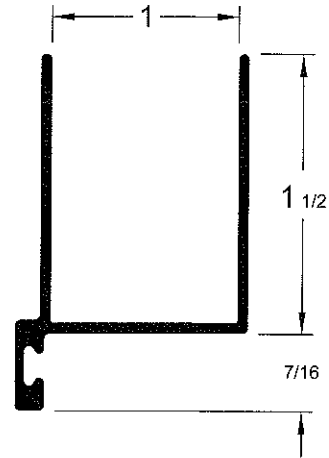
Section **13 SECURITY DOOR COMPONENTS**

ALUMINUM COMPONENTS FOR STEEL SECURITY DOORS

All parts sold at specified lengths and in box quantities only, as indicated below.
No mounting holes or fasteners provided.

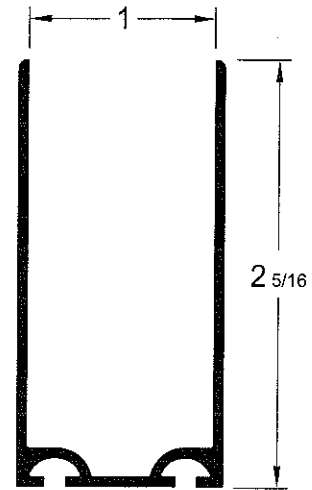
ASTRAGAL

PART NO	LENGTH	BOX QTY
6100	100"	10
6104	85"	10



EXPANDER

PART NO	LENGTH	BOX QTY
6116	52"	20
6118	38"	20



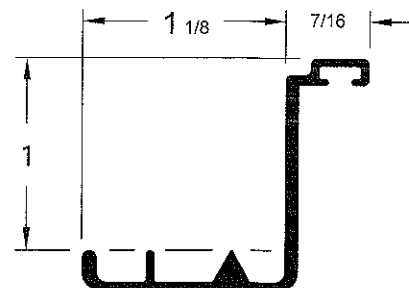
9060V
(FOR EXPANDER)



Extruded Vinyl
Fin Seal,
3/8" Reach,
1000'/roll,
Color: Black

Z-BAR

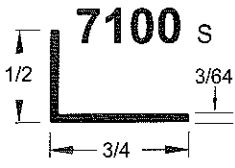
PART NO	LENGTH	BOX QTY
6134	100"	25
6138	85"	25
6148	52"	25
6146	34-1/8"	25



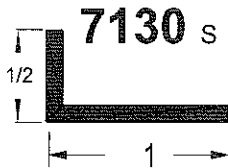
Section 14 METAL MOULDINGS & FLOOR TRIM

By  **FUTURA INDUSTRIES**

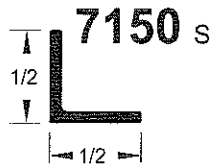
METAL MOULDING



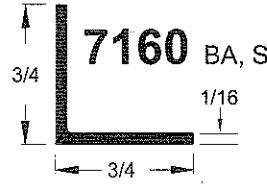
7100 S
Angle 3/4" x 1/2"
6' or 12'



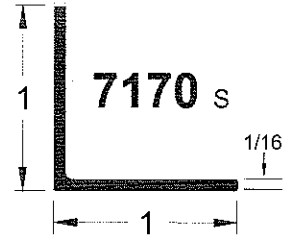
7130 S
Angle 1/2" x 1"
6' or 12'



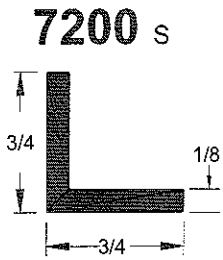
7150 S
Equal Angle 1/2" x 1/2"
6', 8', or 12'



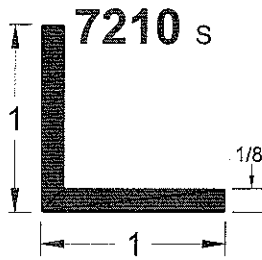
7160 BA, S
Equal Angle 3/4" x 3/4"
6', 8', or 12'



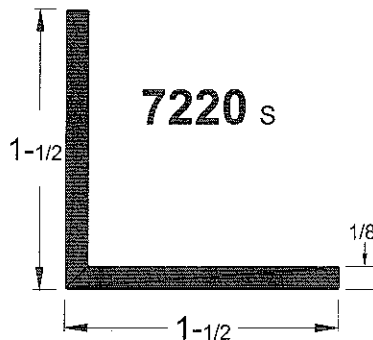
7170 S
Equal Angle 1" x 1"
6', 8', or 12'



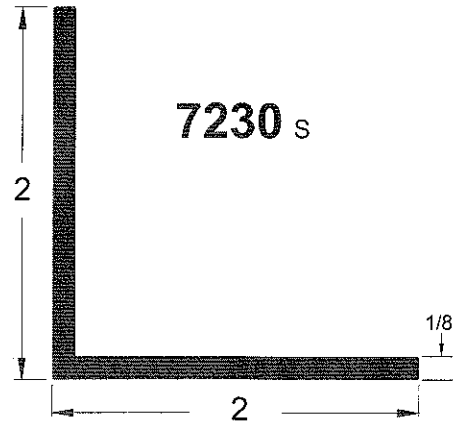
7200 S
Equal Angle 3/4" x 3/4"
6' or 12'



7210 S
Equal Angle 1" x 1"
6' or 12'

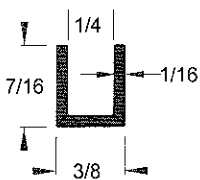


7220 S
Equal Angle 1-1/2" x 1-1/2"
6' or 12'



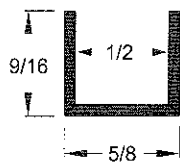
7230 S
Equal Angle 2" x 2"
6' or 12'

7300 S



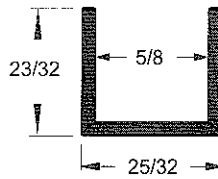
7300 S
Channel 7/16" x 1/4"
6' or 12'

7310 S



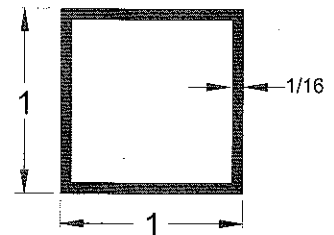
7310 S
Channel 9/16" x 1/2"
6' or 12'

7320 S



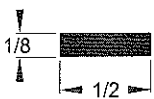
7320 S
Channel 23/32" x 5/8"
6' or 12'

7360 S




7360 S
Square Tube 1" x 1"
6' or 12'

7400 S



7400 S
Flatbar 1/2" x 1/8"
6' or 12'

7410 S



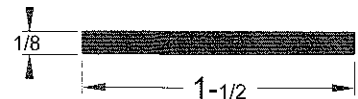
7410 S
Flatbar 3/4" x 1/8"
6' or 12'

7420 S



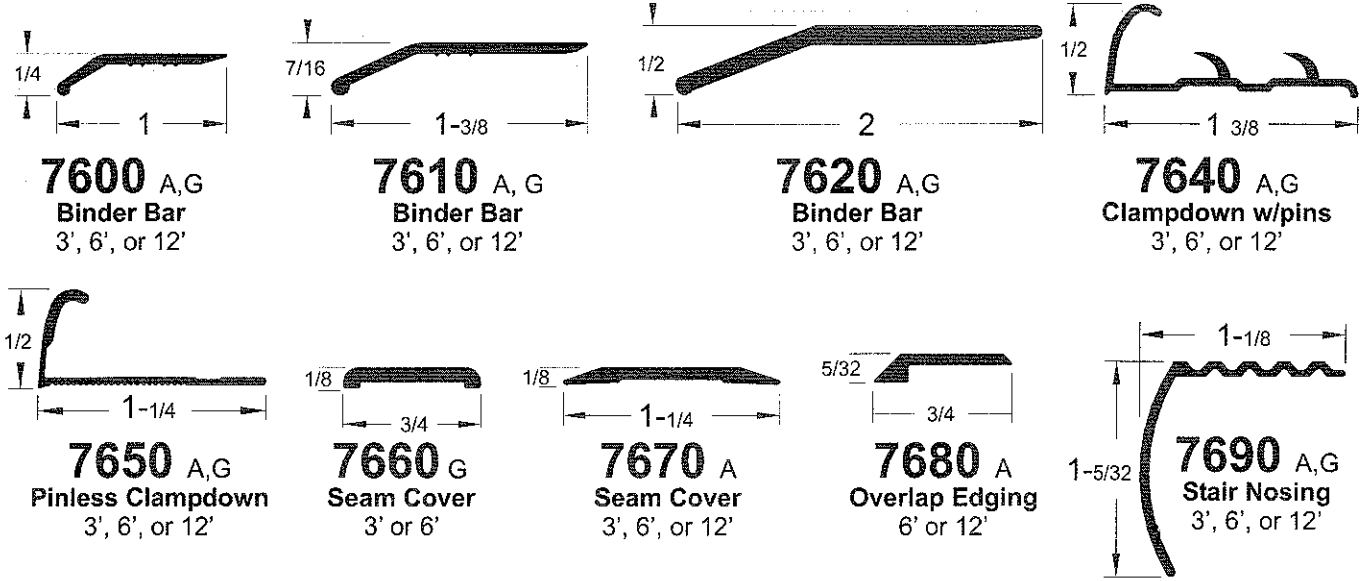
7420 S
Flatbar 1" x 1/8"
6' or 12'

7430 S



7430 S
Flatbar 1-1/2" x 1/8"
6' or 12'

FLOOR TRIM



7600 A,G
Binder Bar
3', 6', or 12'

7610 A, G
Binder Bar
3', 6', or 12'

7620 A,G
Binder Bar
3', 6', or 12'

7640 A,G
Clampdown w/pins
3', 6', or 12'

7650 A,G
Pinless Clampdown
3', 6', or 12'

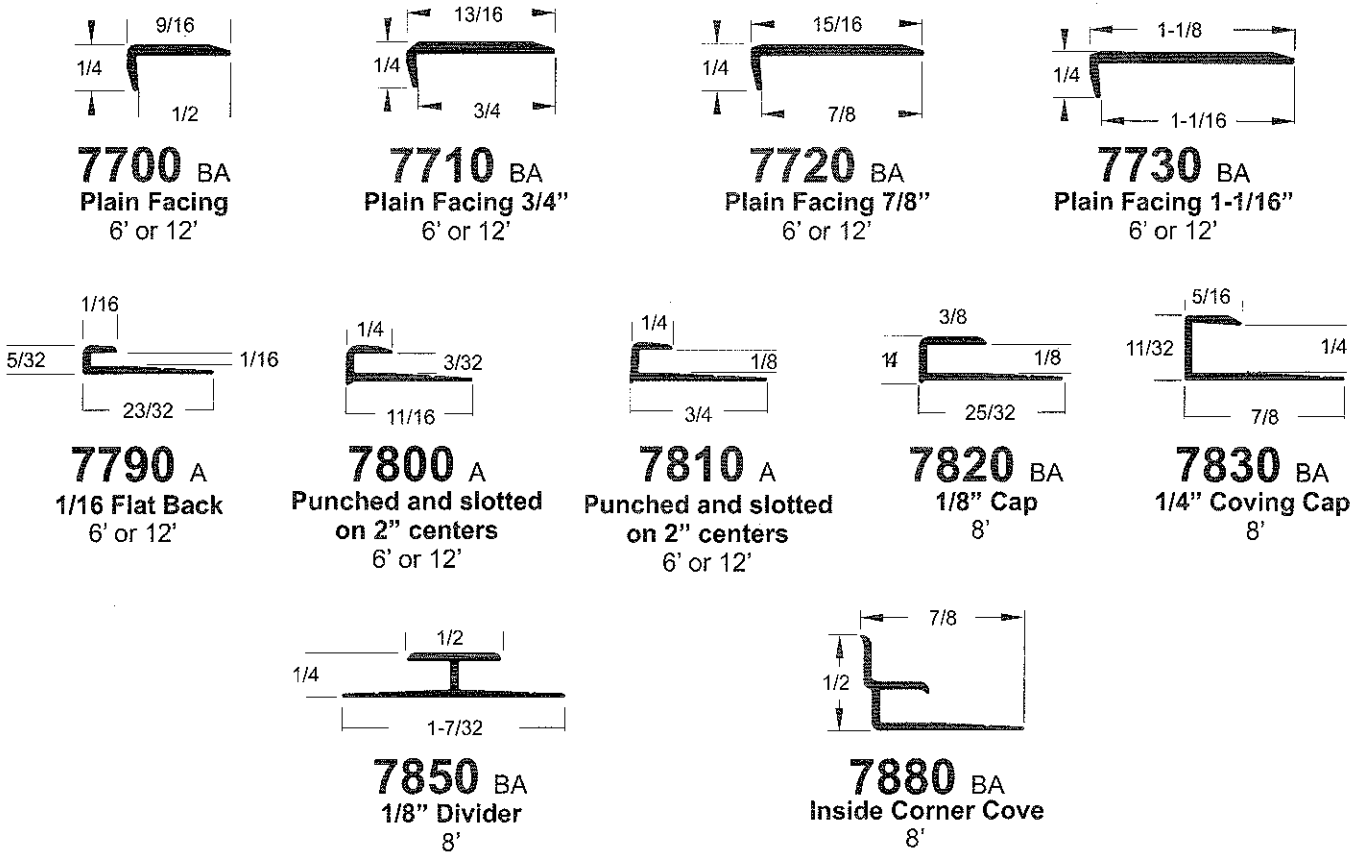
7660 G
Seam Cover
3' or 6'

7670 A
Seam Cover
3', 6', or 12'

7680 A
Overlap Edging
6' or 12'

7690 A,G
Stair Nosing
3', 6', or 12'

EDGE FACING & WALL BOARD TRIM



7700 BA
Plain Facing
6' or 12'

7710 BA
Plain Facing 3/4"
6' or 12'

7720 BA
Plain Facing 7/8"
6' or 12'

7730 BA
Plain Facing 1-1/16"
6' or 12'

7790 A
1/16 Flat Back
6' or 12'

7800 A
Punched and slotted
on 2" centers
6' or 12'

7810 A
Punched and slotted
on 2" centers
6' or 12'

7820 BA
1/8" Cap
8'

7830 BA
1/4" Coving Cap
8'

7850 BA
1/8" Divider
8'

7880 BA
Inside Corner Cove
8'

www.comboaluminum.com



Quality Weatherstrip Products Since 1959

Ph (619) 447-9200 (800) 457-7500 Fax (619) 442-4558

1100 N. Johnson Ave. El Cajon Ca 92020