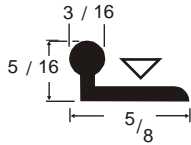


Section **11 MISCELLANEOUS**

SCREEN DOOR TRACK

865 A, B

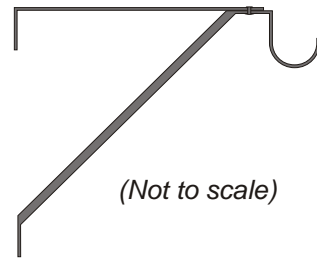


Aluminum screen door track is mounted onto a threshold / sill with 6 x 5/8" flathead SMS. Holes are drilled 6" from end and then every 12". **When locating track allow for clearance of any door hardware.**

▽ Indicates location of standard fastener hole.

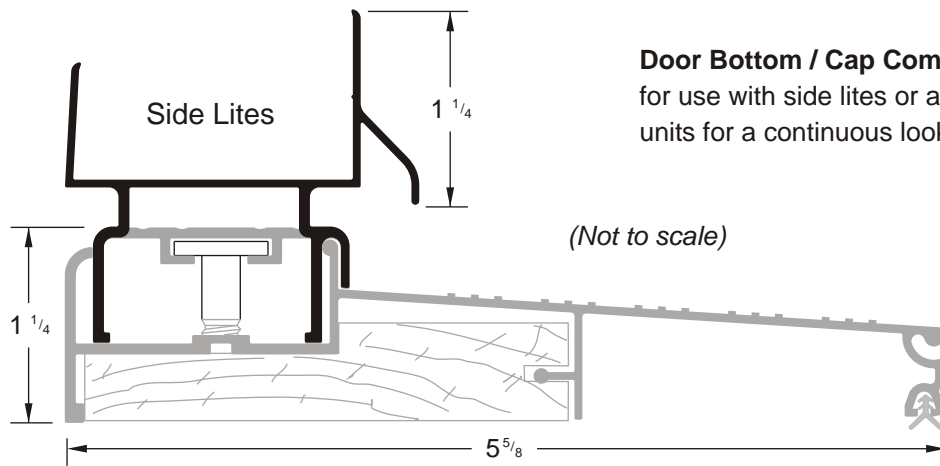
CLOSET ROD AND SHELF BRACKET

6700



Adjustable steel closet rod and shelf bracket. White enamel finish. Screws provided. **Sold by the box, 20 brackets per box.**

858 A, B



Door Bottom / Cap Combination for use with side lites or atrium door units for a continuous look.

TOUCH-UP PAINT

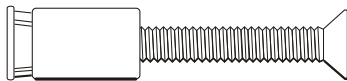
4010 Bronze tone paint - 12 oz spray can

SPECIAL ANCHORS

(Not to scale)

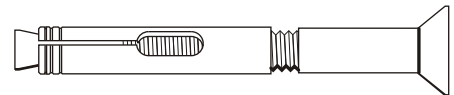
Fasteners other than standard may be substituted at the time of ordering at additional cost. Bulk fasteners are available per hundred or per pound.

9100



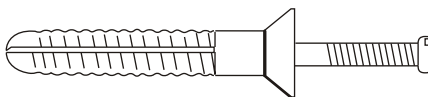
Machine screw with **lead anchor**. 10-24 x 2", 3/8" hole required. Zinc & bronze.

9101



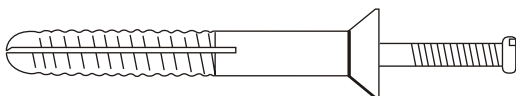
Lock anchor, zinc plated only. 1/4" x 2", 1/4" hole required.

9102



Nylon drive anchor. 1/4" x 1-1/2", 1/4" hole required.

9103



Nylon drive anchor. 1/4" x 2", 1/4" hole required.

9104



Plastic screw anchor. 1/4" x 1", 1/4" hole required.

PRODUCTS ARE SHOWN ACTUAL SIZE (EXCEPT AS NOTED)

COMBO ALUMINUM PRODUCTS, EL CAJON, CA
Tel. (619) 447-9200 (800) 457-7500 Fax (619) 442-4558