

# Section 5 RESIDENTIAL THRESHOLDS

Thresholds are extruded aluminum.

Standard Sizes (Product is cut oversize to allow "cutting in"): 30", 32", 36", 42", 48" (**cut 3/8" over**); 60", 64", 72" (**cut 1" over**).

**Other lengths are available and are cut exact.** (Extra cost over 73")

Thresholds routed for metal frames are cut exact. Specify special

requirements at time of ordering.

Center holes are counter-sunk. #10 phillips flathead screws are included.

Special anchors may be required on concrete slab construction & are available at extra cost, see page 54.

Above specifications do not apply to Hardwood Thresholds, page 24.

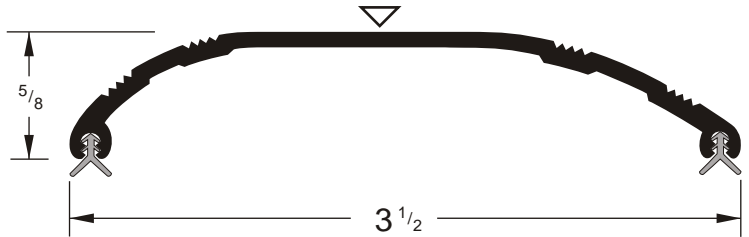
Sealing material, both moisture barrier and door seal is made from virgin, flexible extruded vinyl and exceeds requirements specified in commercial standard CS 230-60. Vinyl color is black.

All Combo Thresholds can be packaged with any door bottom to create a packaged set. See pages 3 - 8 for Door Bottom selection.

## 3007

A, B, PG

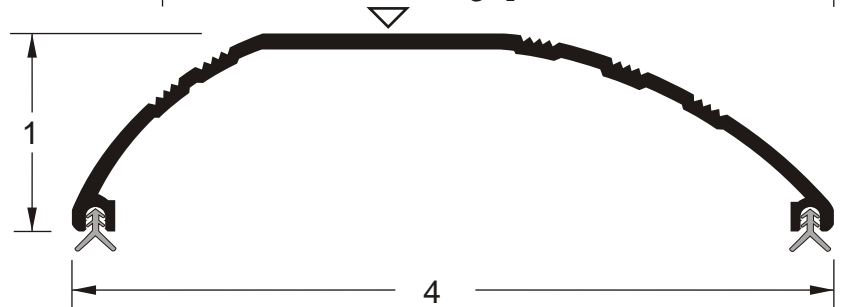
Low rug threshold with vinyl moisture barrier. 10 x 1-1/2" phillips flathead screws are included.



## 3008

A, B

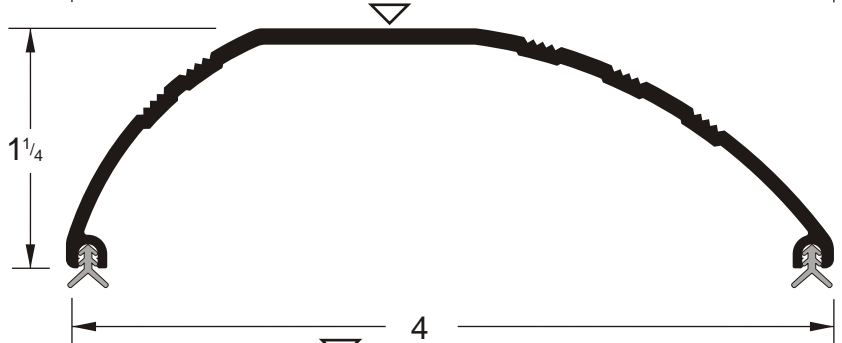
High rug threshold with vinyl moisture barrier. 10 x 1-3/4" phillips flathead screws are included.



## 3017

A, B

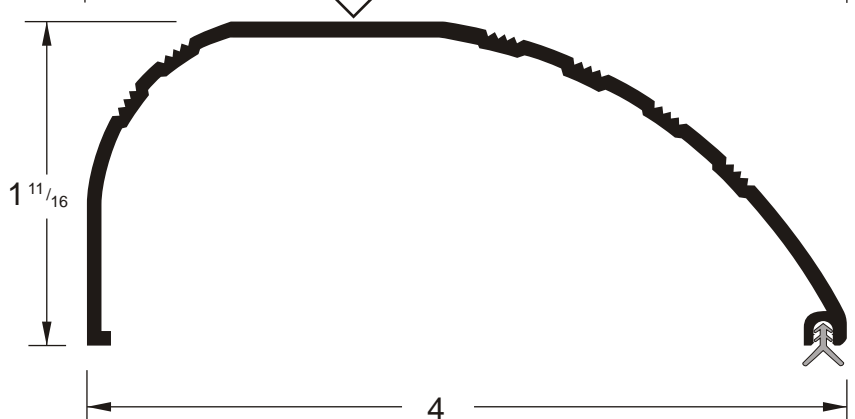
Extra high rug threshold with vinyl moisture barrier. 10 x 2" phillips flathead screws are included.



## 3019

A, B

Max high rug threshold with vinyl moisture barrier. 10 x 2-1/2" phillips flathead screws are included.

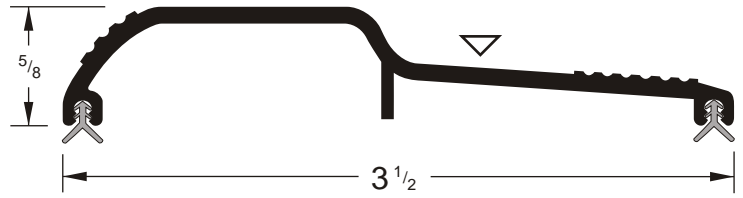


▽ Indicates location of standard fastener hole.

### 300

A, B

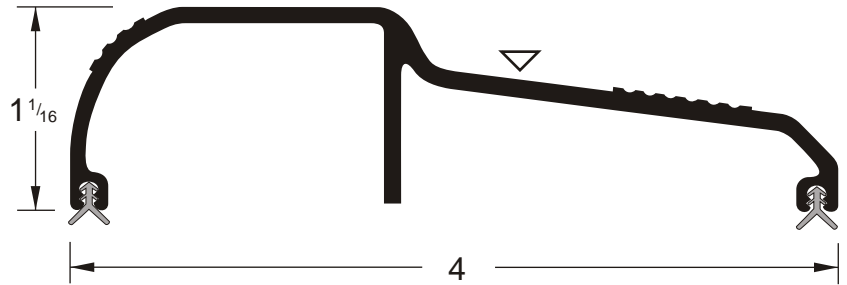
Low rug, contemporary design with water dam and vinyl moisture barrier. Center leg for extra support. 10 x 1-1/4" phillips flathead screws are included.



### 301

A, B

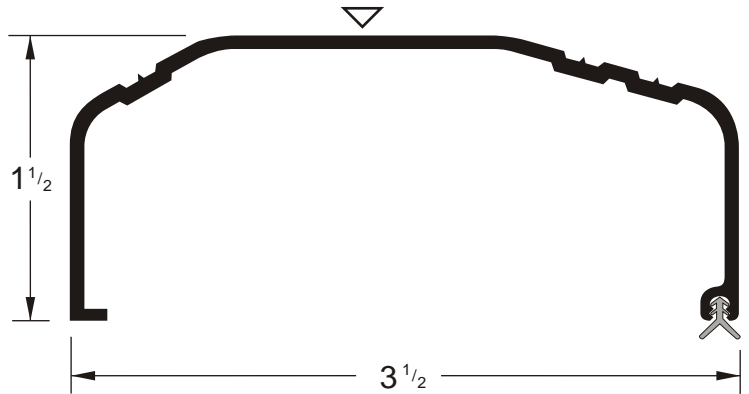
High rug, contemporary design with water dam and vinyl moisture barrier. Center leg for extra support. 10 x 1-1/2" phillips flathead screws are included.



### 378

A, B

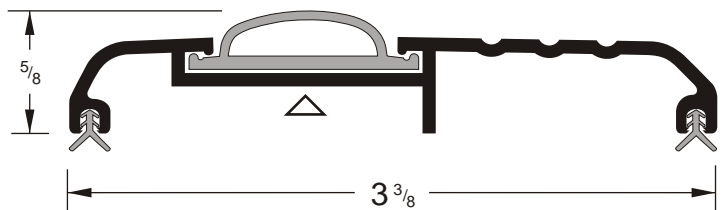
Applicable for entry or rug to rug application. With vinyl moisture barrier. Floor covering not to exceed 1-1/2". 10 x 2-1/2" phillips flathead screws are included.



### 322

A, B

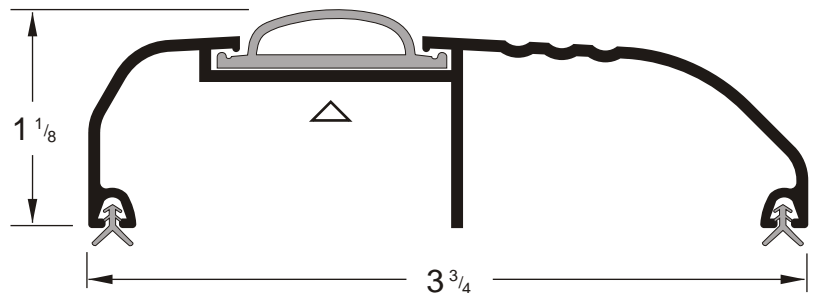
Low rug threshold with a smooth vinyl insert and vinyl moisture barrier. 10 x 1-1/2" phillips flathead screws are included.



### 324

A, B

High rug threshold with a smooth vinyl insert and vinyl moisture barrier. 10 x 1-3/4" phillips flathead screws are included.



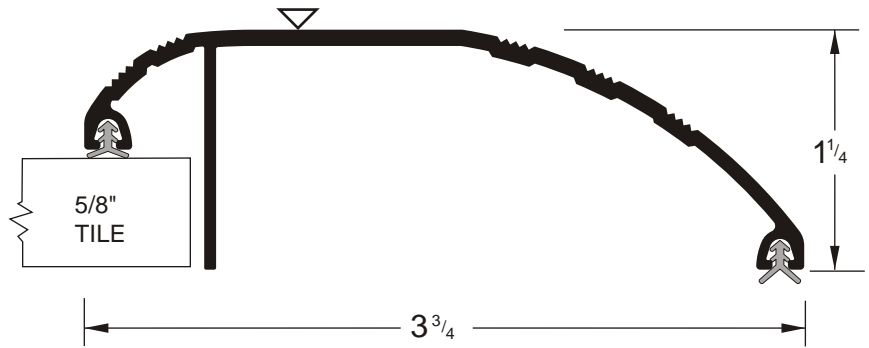
▽ Indicates location of standard fastener hole.

**THRESHOLDS FOR TILE ENTRY**

**304**

A, B

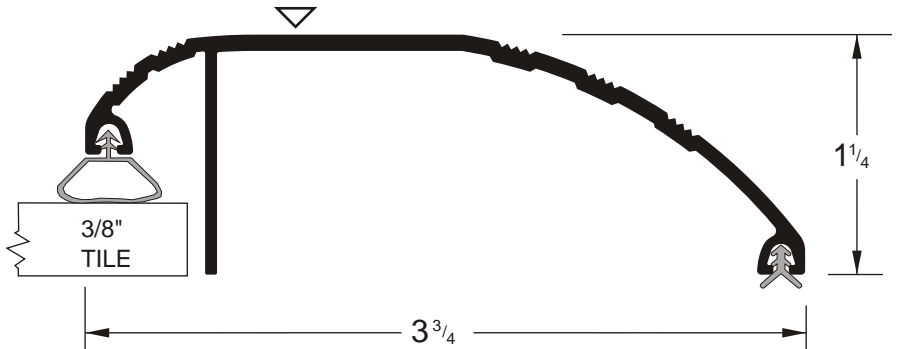
Designed specifically for 5/8" tile entry. Moisture barrier seals are made from virgin, flexible extruded vinyl. 10 x 2" phillips flathead screws are included.



**305**

A, B

Designed specifically for 3/8" tile entry. Moisture barrier seals are made from virgin, flexible extruded vinyl. 10 x 2" phillips flathead screws are included.

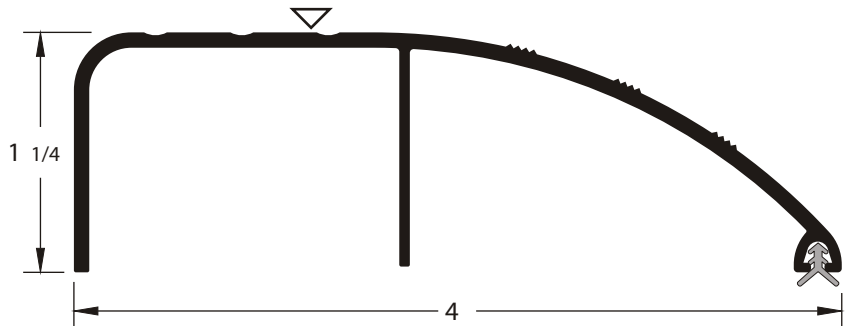


**SQUAREBACK THRESHOLD**

**332**

A, B, CH

Squareback threshold for butting up to floor covering. Moisture barrier seal is made from virgin, flexible extruded vinyl. 10 x 2" phillips flathead screws are included.

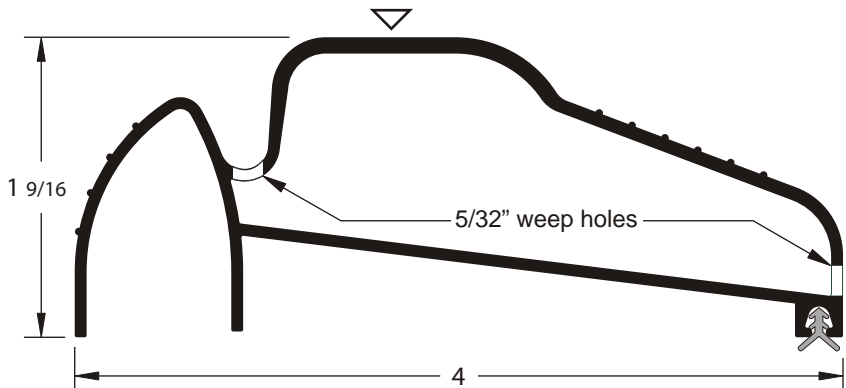


**WATER RETURN THRESHOLDS**

**340**

A, B, CH

Water return threshold - designed to catch rain water which may blow or run under the door and return it to the outside through staggered weep holes. 10 x 2-1/2" phillips flathead screws are included.

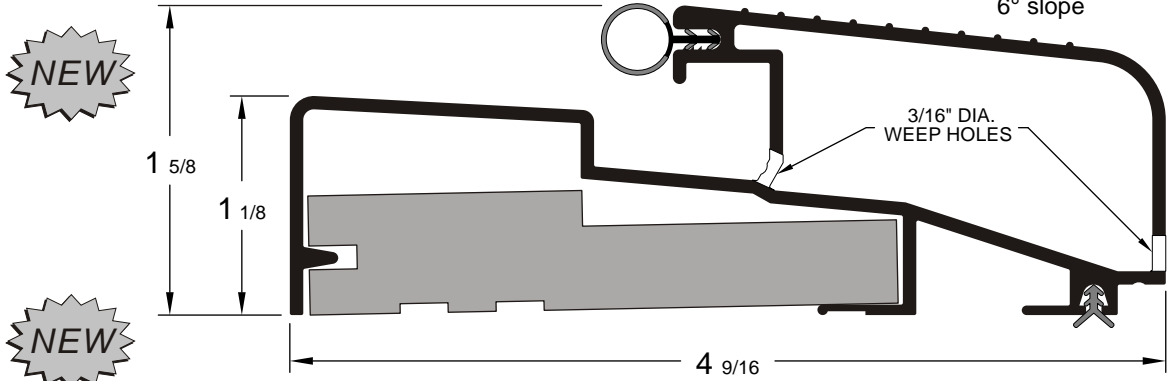


▽ Indicates location of standard fastener hole.

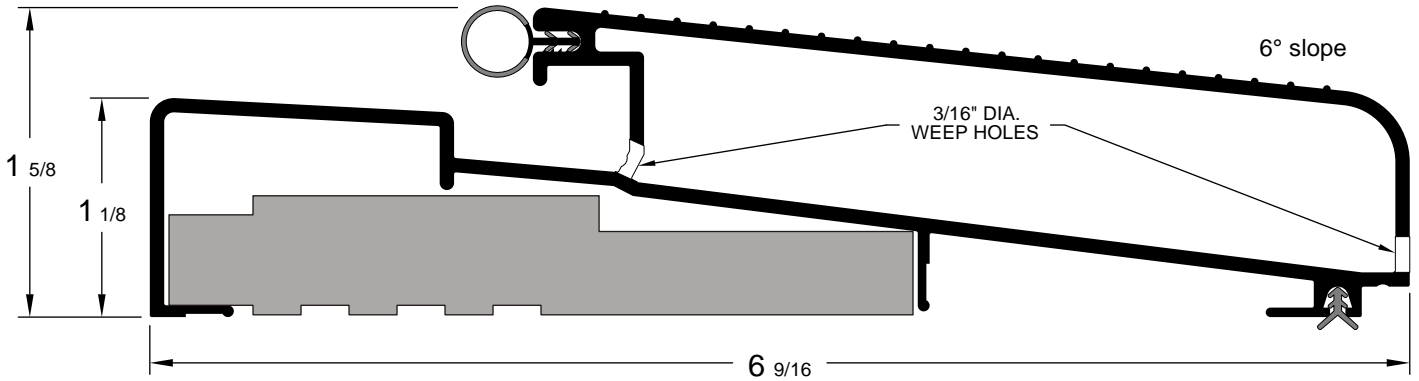
**Residential Thresholds** continued

**WATER-RETURN INSWING BUMPER** thresholds designed to prevent water penetration. Residual water is returned outside through weep holes. Full length composite insert for glue-down or nail-on applications. End Seals included.

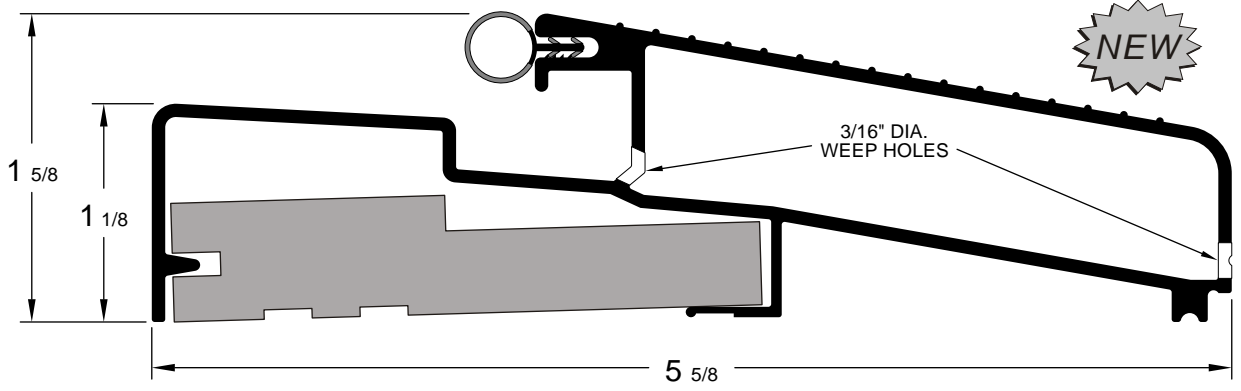
**341** A, B



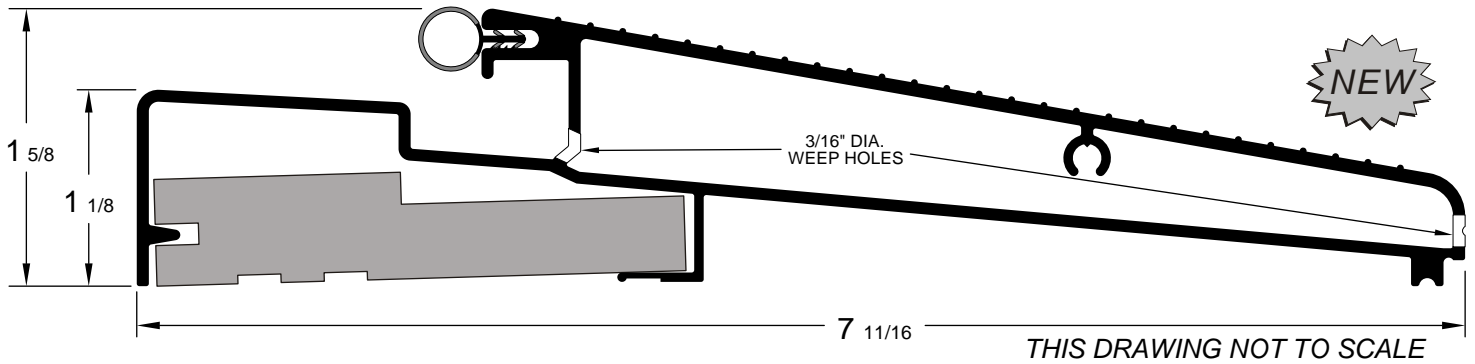
**342** A, B



**345** A, B, CH



**347** A, B, CH



▽ Indicates location of standard fastener hole.

**PRODUCTS ARE SHOWN ACTUAL SIZE  
(EXCEPT AS NOTED)**

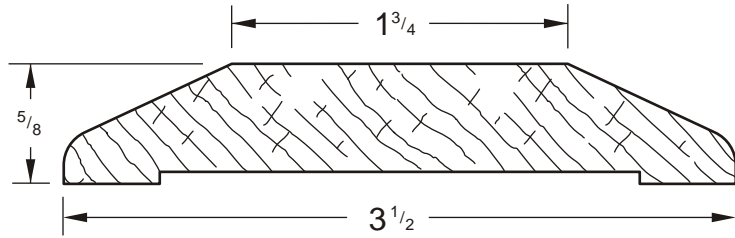
*THIS DRAWING NOT TO SCALE*

**COMBO ALUMINUM PRODUCTS, EL CAJON, CA  
Tel (619) 447-9200 (800) 457-7500 Fax (619) 442-4558**

**HARDWOOD THRESHOLDS**

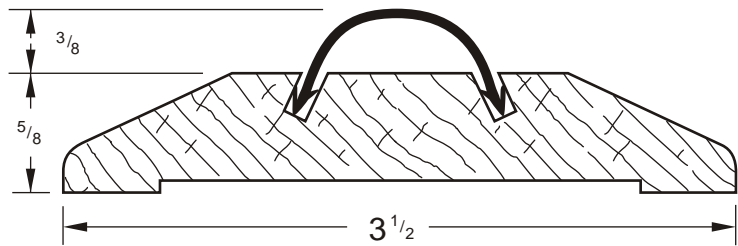
**355** 37" Length

Low rug, Hardwood threshold.



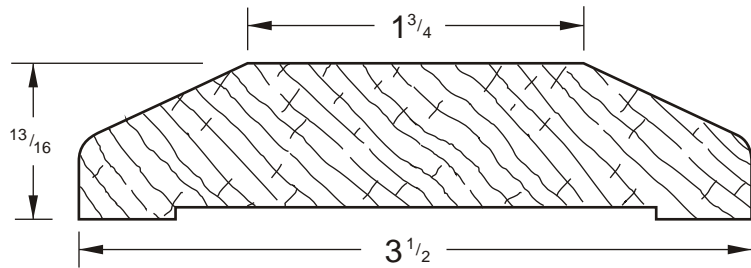
**357** 37" Length

Low rug, Hardwood threshold.  
With vinyl seal.



**360** 37" Length

High rug, Hardwood threshold.  
Full 1-3/4" sealing surface.



**362** 37" Length

High rug, Hardwood threshold.  
With vinyl seal.

