

Section 4 ACCESSORIES

Sill Covers: Standard Sizes - 30", 32", 36", 42", 48" (cut 3/8" over); 60", 64", 72" (cut 1" over). Other lengths are available and are cut exact as ordered. (Extra cost over 73")
No holes or fasteners are provided.

Sill Risers: Sill risers are cut exact. Center holes are countersunk. #10 sheet metal screws are provided.

SILL COVERS

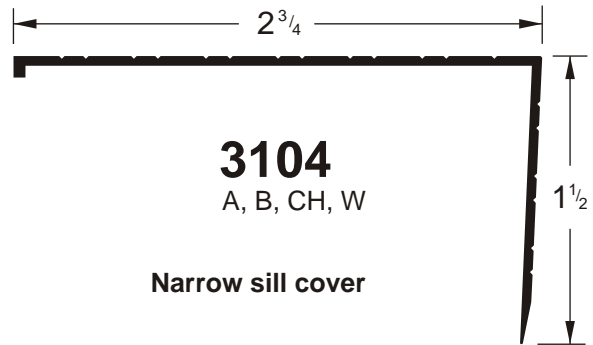
Used to extend COMBO sills, in order to cover exterior foundation beyond threshold.

3109

A, B,



Level sill cover



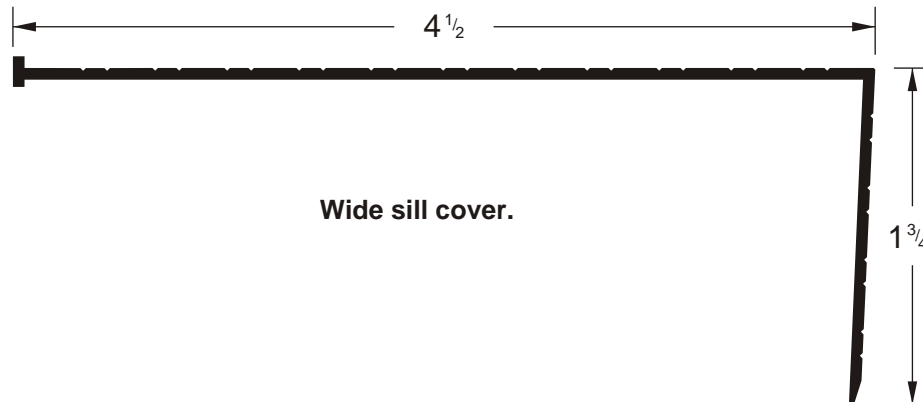
3104

A, B, CH, W

Narrow sill cover

3116

A, B, CH, PG, W



Wide sill cover.

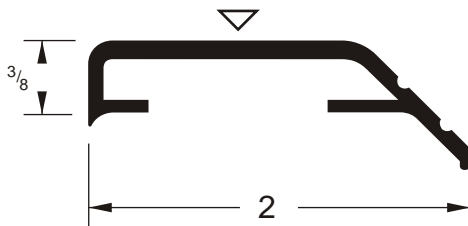
SILL RISERS

Used to increase the height of Combo Sill-Thresholds, to accommodate a change in floor covering thickness. Will fit most Combo Sill-Thresholds, pages 10-17. Cut Exact.

558

A, B, CH, W

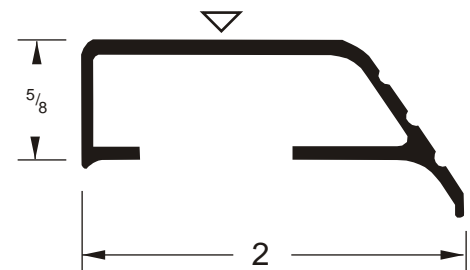
10 x 1-1/4" Phillips flathead screws are included.



559

A, B, CH

10 x 1-1/2" Phillips flathead screws are included.



▽ Indicates location of standard fastener hole.